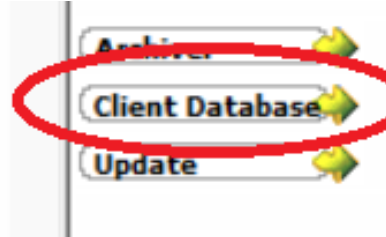
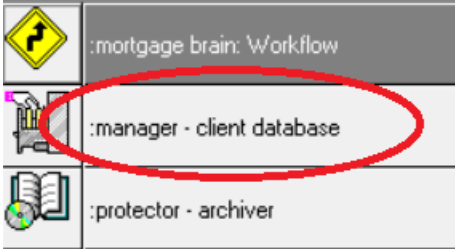
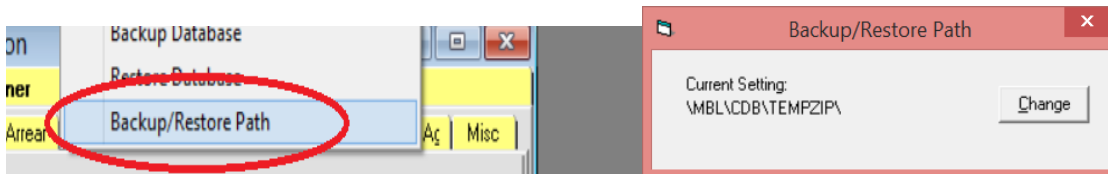


How to restore from a backup in Mortgage Brain

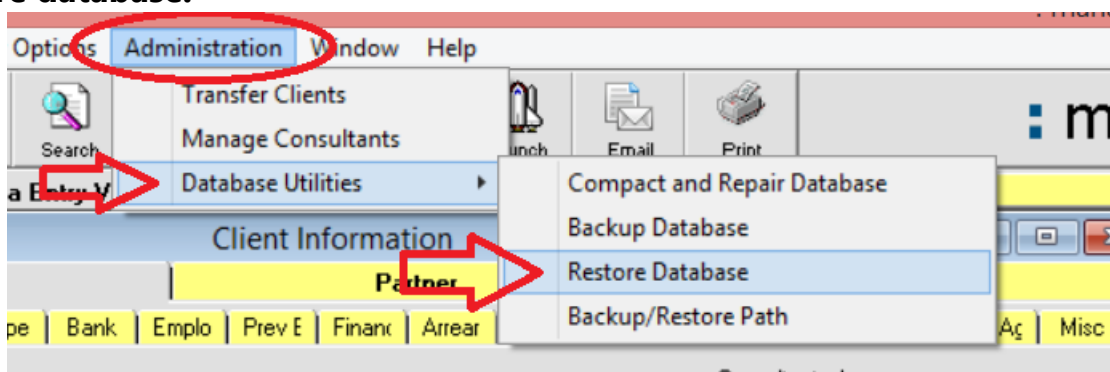
1. Click **Client Database** in Mortgage Brain workflow or from the main menu.



2. Select **Administration** from the top menu. **Choose database utilities** and then **backup/restore path**. Set the location to restore data from.



3. Select **Administration** from the top menu and **choose database utilities** and then **restore database**.



Data will now be restored from the specified location.

It is highly recommended that files are backed-up to another computer. If your computer is on a network, please confer with your I.T department for best practices.

For further assistance please contact **Mortgage Brain** on **01 491 3130**.